

GUIDELINES

- SIZE:** Our printing surface area is 96" wide. We can print any size as long as one of the sides is no wider than 96".
- COLOR:** If you require a specific color, please provide with a PMS# (Pantone® Matching System)
- FONTS:** Convert all text to outlines.
- IMAGES:** Vector graphics are preferred. Non-vector images, such as photographs, must be at least 300 DPI at final print size. Never use low resolution images; resizing a low resolution image to a larger size will decrease its quality.
- DPI:** "Dots Per Inch," is a measurement of how much detailed color information a raster image contains. The more DPI your image contains, the more subtle details will be noticeable.
- VECTOR:** Mathematically scalable, and editable, vector is a smaller file size that can be emailed.
- RASTER:** Image as a dot pattern of pixels.

SET UP

Set your file to full size (92" x 120" for a standard 8'H x 10'W booth). Check resolution of your file by viewing the graphic at full size (zoom to 100%) on your computer screen. If the image looks unfocused, blurry or pixelated, the resolution is too low. Convert all fonts to outlines and embed all graphics into one final file; There should be no links. The best results are achieved in Adobe®Illustrator with vector based output.

Preferred file formats:

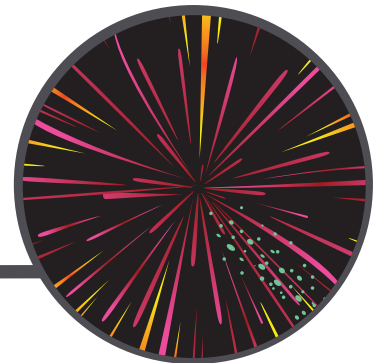
- PDF
- AI
- EPS

Fabric: the material is 9.5 oz, 100% polyester that may shrink or stretch about 2% during printing.

IF WE ARE CREATING YOUR ARTWORK

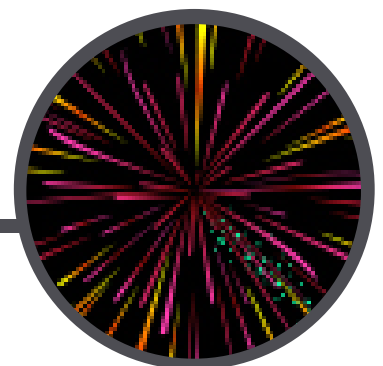
Logos print best in a vector format. If the image is raster, please make sure it's very high quality.

VECTOR:



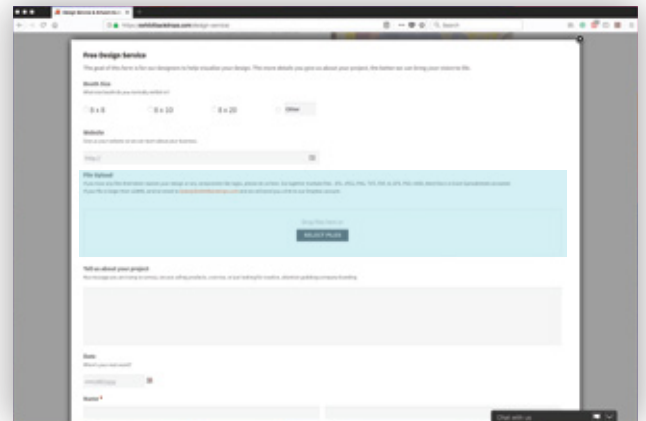
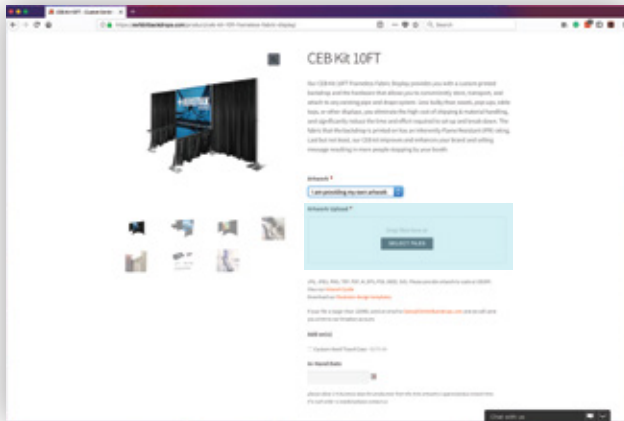
RASTER:

**Rasterized at 150dpi*



UPLOAD ON THE EXHIBIT BACKDROPS WEBSITE

- Upload your file from the product page using the artwork upload area
- Upload your file using the design service form on the design service page.



SEND YOUR FILE DIRECTLY TO US

Email us your file at sales@exhibitbackdrops.com
(File must be under 25MB)



UPLOAD TO EXHIBIT BACKDROPS DROPBOX

<https://www.dropbox.com/request/9IDjoURRBBrquszUoQFe>



HOW IT WORKS

GO TO

www.ExhibitBackdrops.com

Select your backdrop, table cover, or banner kit.

GRAPHICS

Upload your high quality logos, graphics, or pictures.



PROOF

We send you a digital proof for you to review and approve prior to production.



PRINT

We print your fabric backdrop and ship your Custom Exhibit Backdrop box.

FUTURE ORDER

Visit www.ExhibitBackdrops.com to order additional backdrops or other products. You can always contact your sales representative at 877.527.0365 to discuss options.

